

# MCAS

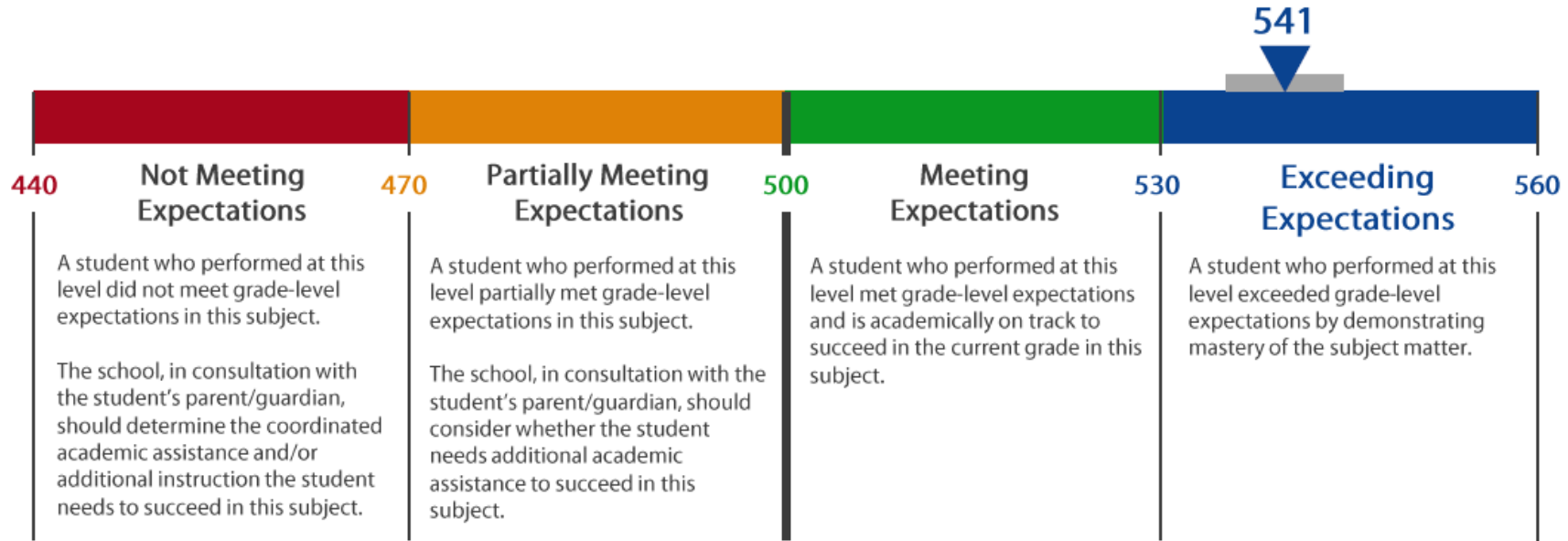
Results released September 2019


# Mathematics Results

Computer-based test

Your Child's Achievement Level: **Exceeding Expectations**

Your Child's Score: **541**



 In the figure above, the triangle indicates your child's score on the test. The gray bar shows the range of likely scores your child would receive if he or she took the test multiple times.

## How your child performed compared to the school, district, and state

Your Child's Score	Average Score		
	School	District	State
<b>541</b>	<b>485</b>	<b>502</b>	<b>515</b>

# INTERPRETING THE RESULTS

- The standards for Meeting Expectations are **more rigorous** than the standards for reaching the Proficient level on the legacy MCAS.
- **Massachusetts educators** set the standards to help **signal students' readiness** for the next grade level.
- **The results do NOT mean that students learned less;** the next-generation MCAS **measures in a different way**
- **Massachusetts educators** set these standards, and they raised them in order to make sure our students will be college- and career- ready.

# OUR CELEBRATIONS:

- 10<sup>th</sup> grade students performed in the top 10% of the state on the English MCAS
- 10<sup>th</sup> grade students performed in the top 25% of the state on the Math MCAS
- Every grade level in every subject area did better than the state average on MCAS
- The average MCAS results in grades 3-8 in English and Math were at the top within the Blackstone Valley
- MCAS results were strong in comparison to similar districts (number of students, demographics, ELL population, Special Education population)
- Students with disabilities demonstrated strong achievement on MCAS compared to state results
- High School ELA-Exceeded Target for All Students, Exceeded Target for Students with Disabilities
- High School Math-Exceeded Target for All Students, Met Target for Students with Disabilities
- 84% of 10<sup>th</sup> grade students Exceeded/Met expectations on the Next Generation English MCAS
- 75% of 10<sup>th</sup> grade students Exceeded/Met expectations on the Next Generation Math MCAS

# OUR CELEBRATIONS AT THE JSHS

## English:

- Grade 7 Writing narratives that continue the story in a passage 63% 20 points higher than the state average
- Grade 7 Determining a central idea in a passage 74% 22 points higher than the state average
- Grade 7 Language conventions and writing on essay questions 73 % (15 % higher than the state)
- Grade 8 Comparing the point of view of two authors on the same subject 94% (20 % higher than the state)
- Grade 8 Analyzing similar purposes of two paragraphs in two articles on the same subject 92% (15% higher than the state)
- Grade 8 Language convention in essay writing 79 % (10 % higher than the state)
- 97% of 10<sup>th</sup> grade students met the graduation requirement on the first year of the NEXT GEN test (5% higher than the state average)
- 29% of 10<sup>th</sup> grade students scored in the highest category (exceeding expectations) compared to (13% state average)

## Math:

- Grade 7 Understanding topics that include absolute values 87% (29% higher than state average)
- Grade 7 Solving order of operations problems 80% (18% higher than state average)
- Grade 8 Converting numbers given in scientific notation 84% ( 14% higher than the state average)
- Grade 8 Solving problems with congruent angles 94% (15% higher than the state average)
- Grade 10 76 % of students were exceeding or meeting expectations compared to 58% of the state average
- Grade 10 Understanding and solving probabilities and transformations 64% (14% higher than the state average)
- Grade 10 Solving linear equations 72% (16% higher than the state average)

# OUR CELEBRATIONS AT MEMORIAL

## English

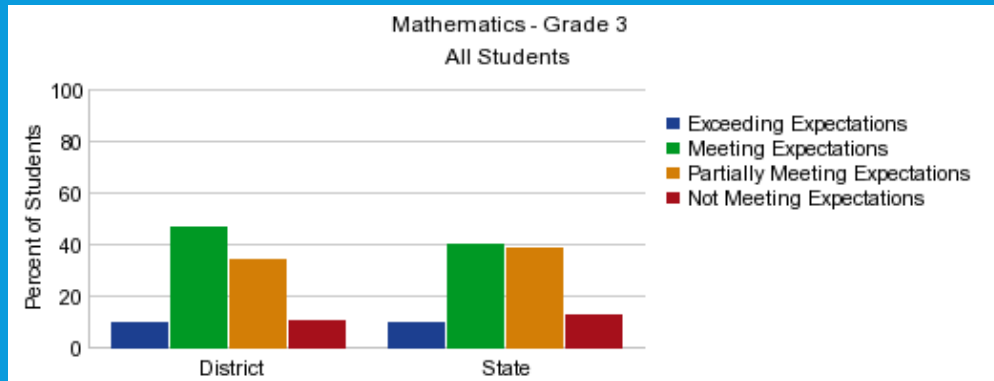
- Vocabulary Acquisition & Usage (3<sup>rd</sup> grade-73%-10 points above state average, 4<sup>th</sup> grade- 79%-8 points above state average)
- Use of Language Conventions (4<sup>th</sup> grade-68%-11 points above state average)
- Language Conventions (5<sup>th</sup> grade-69%-11 points above state average)
- Written Language Conventions (5<sup>th</sup> grade-49%-11 points above state average)
- Analysis of Characters' Feelings (6<sup>th</sup> grade-91%)
- Figurative Language (6<sup>th</sup> grade-84%)
- Inferencing (6<sup>th</sup> grade-79%)
- Tone Analysis (6<sup>th</sup> grade-91%)
- Identification of figurative language from a passage
- Writing a narrative from the main character's point of view

## Math

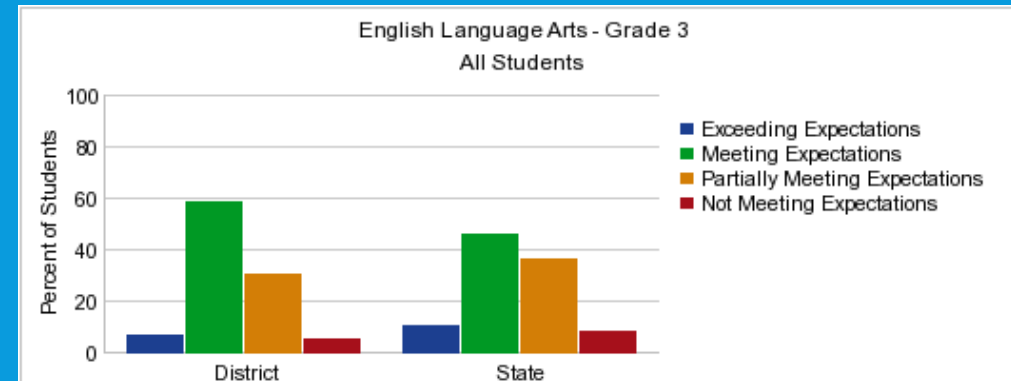
- Geometry (3<sup>rd</sup> grade-(63%-8 points above state average, 4<sup>th</sup> grade-83%-19 points above state average, 5<sup>th</sup> grade-76%-10 points above state average, 6<sup>th</sup> grade-67%-21 points above state average)
- Measurement and Data (5<sup>th</sup> grade-72%-17 points above state average)
- Fractions (5<sup>th</sup> grade-54%-7 points above state average)
- Numbers & Operations in Base Ten (6<sup>th</sup> grade-70%-12 points above state average)
- Understanding of Algebraic Expression (6<sup>th</sup> grade-65%-11 points above state average)
- Multiplication & Division of Fractions with Fractions (6<sup>th</sup> grade-46%-10 points above state average)

# THIRD GRADE

**56% Exceeding/Meeting Expectations  
(49% State)**

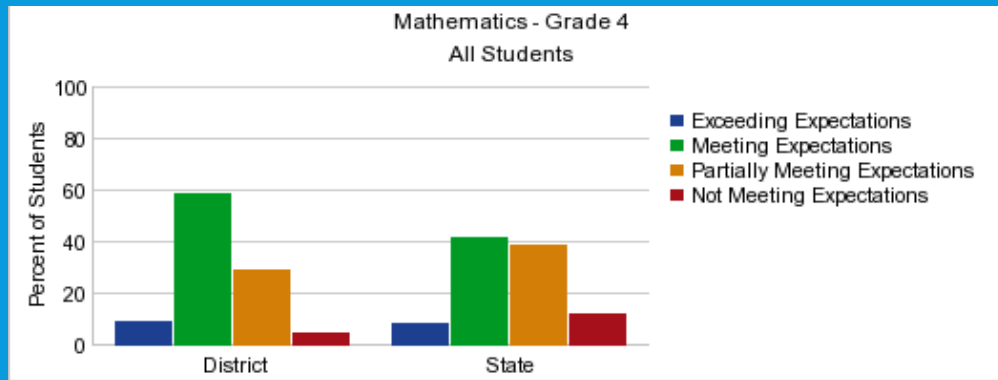


**64% Exceeding/Meeting Expectations  
(56% State)**

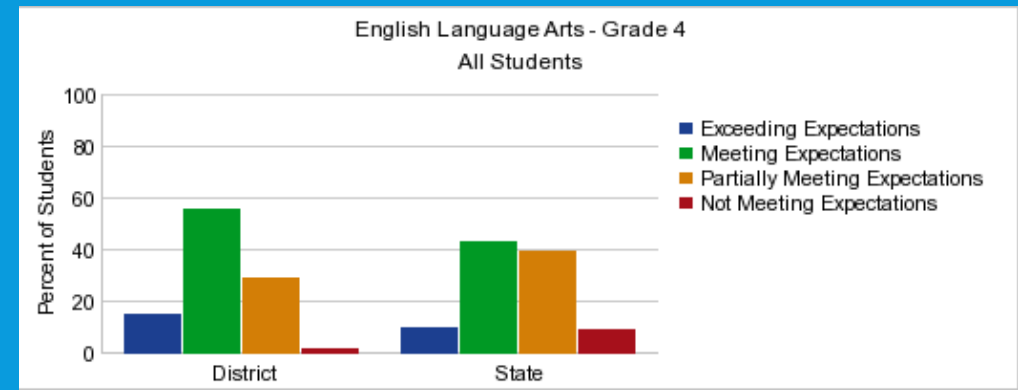


# FOURTH GRADE

68% Exceeding/Meeting Expectations  
(49% State)



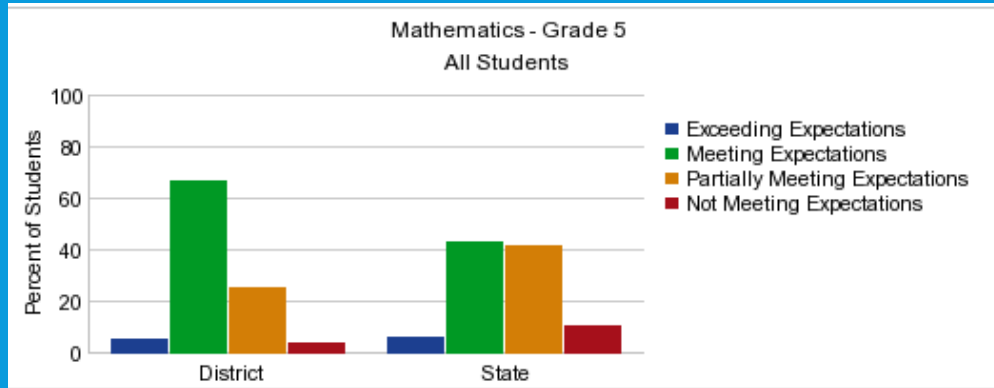
70% Exceeding/Meeting Expectations  
(52% State)



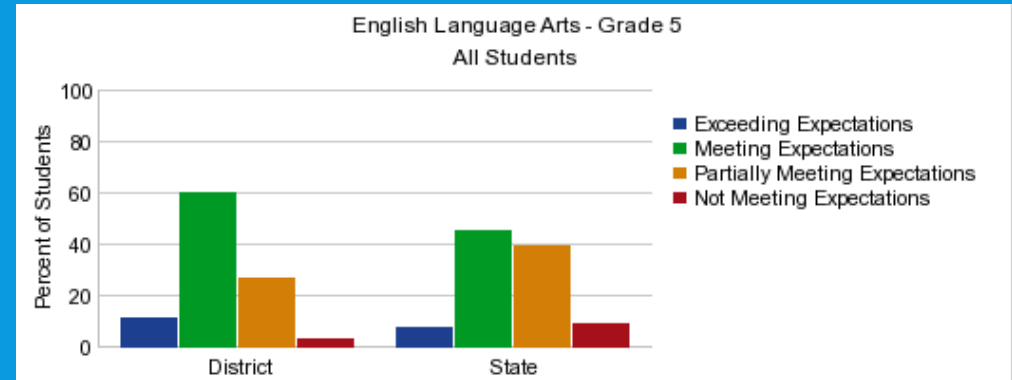


# FIFTH GRADE

71% Exceeding/Meeting Expectations  
(49% State)

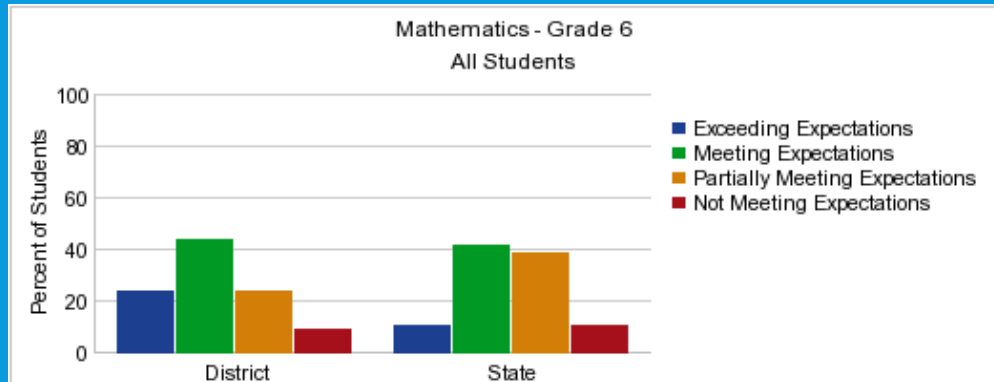


71% Exceeding/Meeting Expectations  
(52% State)

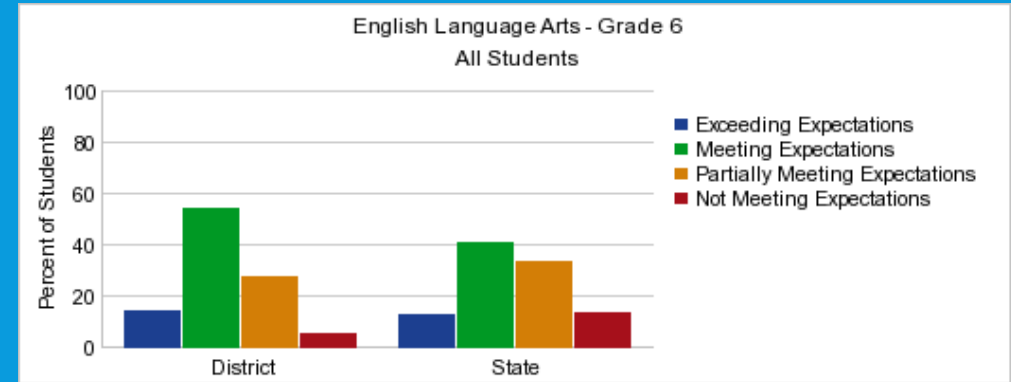


# SIXTH GRADE

**68% Exceeding/Meeting Expectations  
(51% State)**

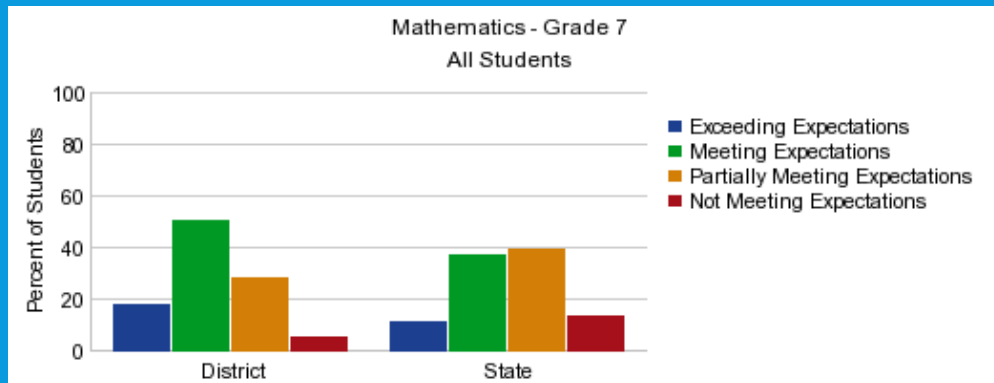


**68% Exceeding/Meeting Expectations  
(54% State)**

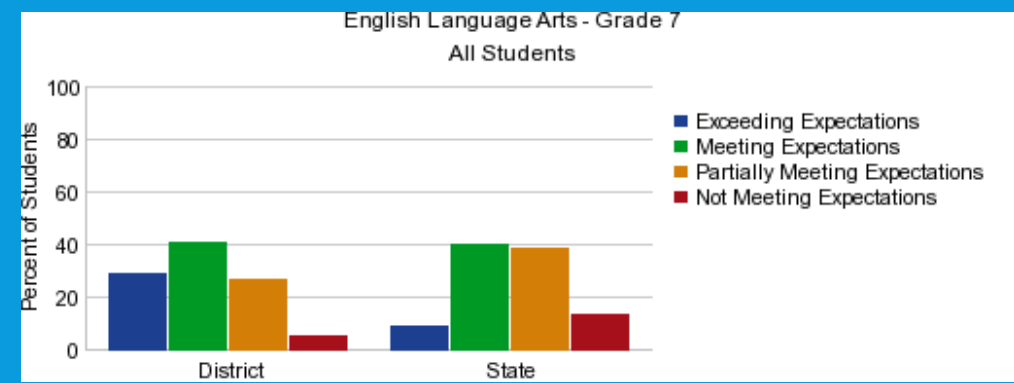


# SEVENTH GRADE

**68% Exceeding/Meeting Expectations  
(48% State)**

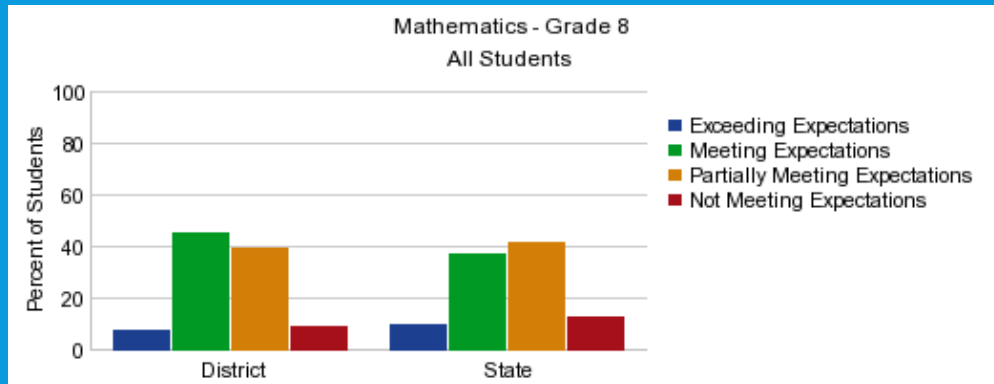


**69% Exceeding/Meeting Expectations  
(48% State)**

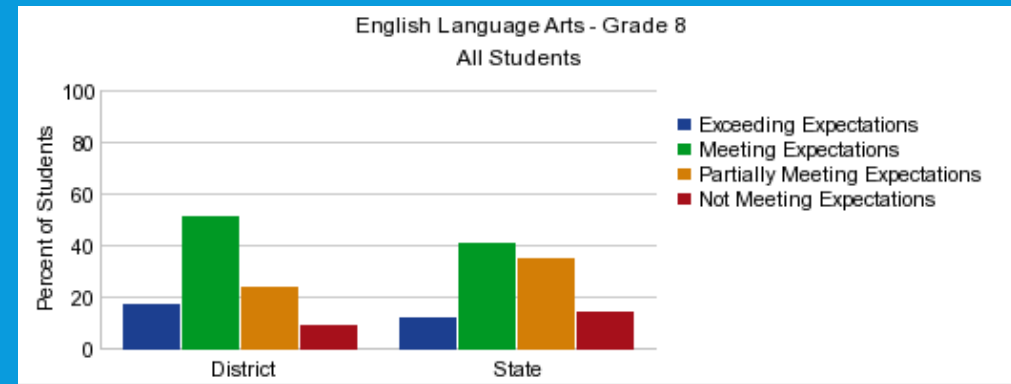


# EIGHTH GRADE

52% Exceeding/Meeting Expectations  
(47% State)

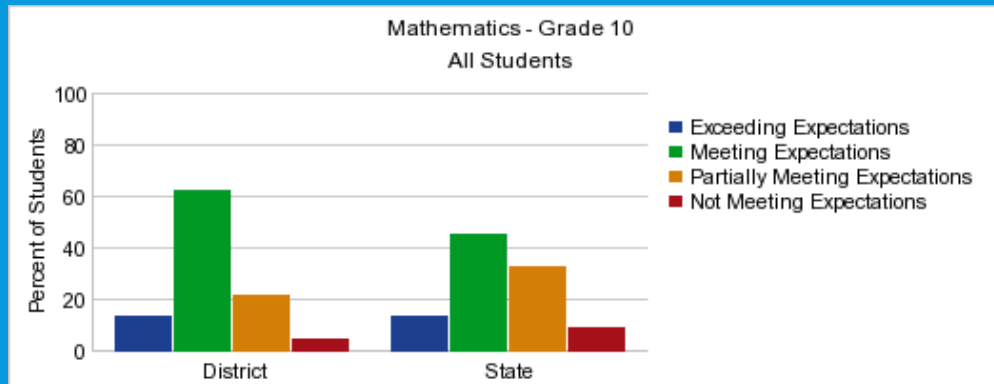


68% Exceeding/Meeting Expectations  
(51% State)

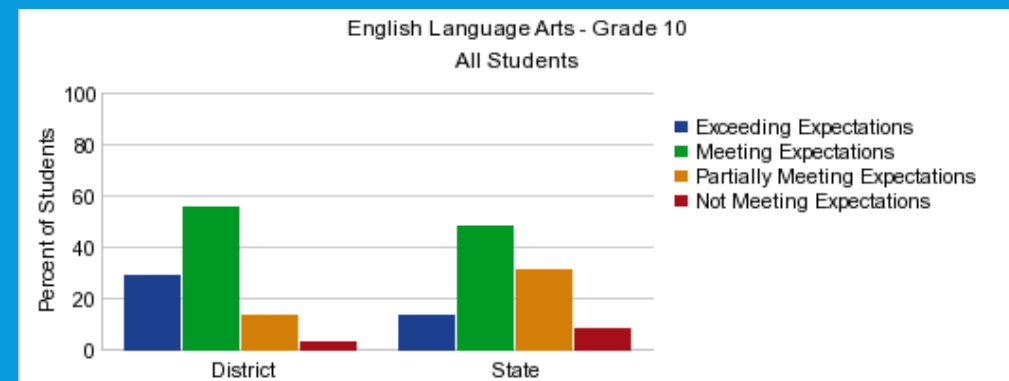


# TENTH GRADE

**75% Exceeding/Meeting Expectations  
(58% State)**



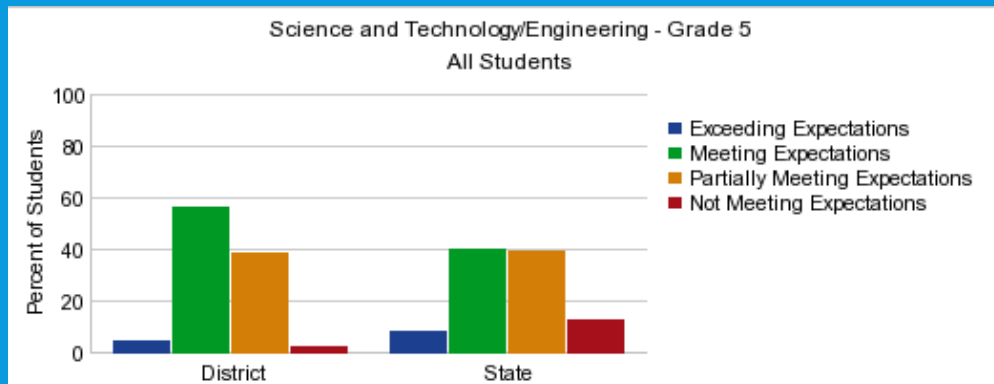
**84% Exceeding/Meeting Expectations  
(62% State)**



# SCIENCE AND TECHNOLOGY/ENGINEERING

## Fifth Grade

60% Exceeding/Meeting Expectations  
(48% State)



## Eighth Grade

65% Exceeding/Meeting Expectations  
(46% State)

